

In **May**, Norwegian's capacity was 5% higher than May last year and 14% higher compared to the previous month. The load factor was 81.5%, down 2.0 p.p. from the same period last year. On average, Norwegian operated **93 aircraft** during May.

Compared to the same period last year:

ASK:
3,741m

Total capacity (ASK)
increased 5%

RPK:
3,050m

Total passenger traffic (RPK)
increased 3%

CO₂ ↓

72 grams per RPK, 0.1% lower CO₂

Load Factor

81.5%

Load factor this month
decreased 2.0 p.p.



Total number of passengers was
2,252,657, an increase of 3%

TRAFFIC DEVELOPMENT

May	May-26	May-25	Change
ASK (million)	3,741	3,560	5%
RPK (million)	3,050	2,973	3%
Load factor	81.5%	83.5%	-2.0 p.p.
Passengers	2,252,657	2,176,537	3%
May	May-26	May-25	Change
Traffic 12-month rolling			
ASK (million)	37,449	37,687	-0.5%
RPK (million)	32,439	31,997	1%
Load factor	86.5%	84.9%	1.6 p.p.
Passengers	23,368,051	22,880,923	2%

PASSENGER REVENUES (ESTIMATE)

May	May-26	May-25	Change
Yield – total	0.89	0.84	5%
Unit revenue – total	0.72	0.70	3%

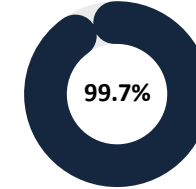
OPERATING PERFORMANCE

May	May-26	May-25	Change
Regularity	99.7%	99.7%	0.0 p.p.
Punctuality	89.8%	88.5%	1.3 p.p.
CO ₂ per RPK	72.4 g	72.5 g	-0.1%

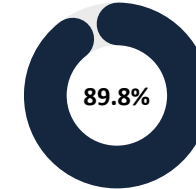
OPERATING PERFORMANCE



Avg. flying distance **1,283 km, 1% decrease** from last year



Scheduled flights that operated this month



Flights that departed on time this month

FUEL HEDGE POSITIONS

Norwegian has hedged jet fuel for the following share of exp. consumption and price as per month-end:

	Volume (%)	Price (USD/mt)
Q2 2026	46%	716
Q3 2026	53%	762
Q4 2026	54%	759
2027	22%	660

In **May**, Widerøe's capacity was 2% higher from May last year and 13% higher compared to the previous month. The load factor was 69.7%, up 1.2 p.p. from the same period last year.

Compared to the same period last year:

ASK:
197m

Total capacity (ASK)
Increased 2%

RPK:
137m

Total passenger traffic (RPK)
increased 4%

CO₂ ↓

32 kg per seat, 0.1% lower CO₂

Load Factor

69.7%

Load factor this month
increased 1.2 p.p.



Total number of passengers was
364,406, an increase of 4%

TRAFFIC DEVELOPMENT

May	May-26	May-25	Change
ASK (million)	197	193	2%
RPK (million)	137	132	4%
Load factor	69.7%	68.6%	1.2 p.p.
Passengers	364,406	349,362	4%
May	May-26	May-25	Change
Traffic 12-month rolling			
ASK (million)	2,141	2,113	1%
RPK (million)	1,568	1,552	1%
Load factor	73.2%	73.5%	-0.2 p.p.
Passengers	4,166,734	3,964,480	5%

PASSENGER REVENUES (ESTIMATE)

May	May-26	May-25	Change
Yield – total	4.46	4.43	1%
Unit revenue – total	3.11	3.04	2%

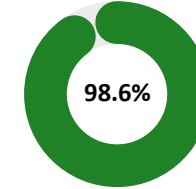
OPERATING PERFORMANCE

May	May-26	May-25	Change
Regularity	98.6%	97.8%	0.8 p.p.
Punctuality	95.7%	92.9%	2.7 p.p.
CO ₂ per seat	32 kg	32 kg	-0.1%

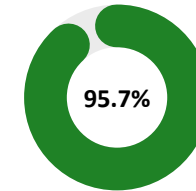
OPERATING PERFORMANCE



Avg. flying distance **281 km, unchanged** from last year



Scheduled flights that operated this month



Flights that departed on time this month

FUEL HEDGE POSITIONS

Widerøe has hedged jet fuel for the following share of exp. consumption and price as per month-end:

	Volume (%)	Price (NOK/mt)
Q2 2026	60%	7,284
Q3 2026	59%	7,561
Q4 2026	62%	7,842
2027	45%	7,843
2028/2029	17%	7,333

ITEM	DESCRIPTION
ASK	Available seat kilometres. Number of available passenger seats multiplied by flight distance
CO2 per RPK	Amount of CO ₂ emissions divided by RPK
CO2 per seat	Amount of CO ₂ emissions divided by available seats
Load Factor	RPK divided by ASK. A measure of utilisation of available seats
Punctuality	Share of flights departing on schedule
Regularity	Share of scheduled flights taking place
RPK	Revenue passenger kilometres. Number of sold seats multiplied by flight distance
Yield – total revenue	Passenger ticket revenue and flight related ancillary revenue divided by RPK. A measure of average passenger revenue per kilometre. Includes compensation for PSO routes for Widerøe Flyveselskap
Unit revenue – total	Passenger ticket revenue and flight related ancillary revenue divided by ASK. A measure of average passenger revenue per available seat kilometre. Includes compensation for PSO routes for Widerøe Flyveselskap