

In **October**, Norwegian's capacity was 1% higher than October last year and 4% lower compared to the previous month. The load factor was 87.3%, up 0.5 p.p. from the same period last year. On average, Norwegian operated **86 aircraft** during October.

Compared to the same period last year:

ASK:
3,464m
Total capacity (ASK)
increased 1%

RPK:
3,025m
Total passenger traffic (RPK)
increased 1%

CO₂ ↓
70 grams per RPK, **0.8% lower CO₂**

Load Factor
87.3 %
Load factor this month
increased 0.5 p.p.



Total number of passengers was **2,247,585**, an increase of **2%**

TRAFFIC DEVELOPMENT

October	Oct-25	Oct-24	Change
ASK (million)	3,464	3,437	1 %
RPK (million)	3,025	2,985	1 %
Load factor	87.3 %	86.8 %	0.5 p.p.
Passengers	2,247,585	2,202,716	2 %
October	Oct-25	Oct-24	Change
Traffic 12-month rolling			
ASK (million)	37,909	35,502	7 %
RPK (million)	32,396	30,220	7 %
Load factor	85.5 %	85.1 %	0.3 p.p.
Passengers	23,164,246	22,287,739	4 %

PASSENGER REVENUES (ESTIMATE)

October	Oct-25	Oct-24	Change
Yield – total	0.98	0.93	5 %
Unit revenue – total	0.85	0.81	5 %

OPERATING PERFORMANCE

October	Oct-25	Oct-24	Change
Regularity	99.5 %	99.3 %	0.2 p.p.
Punctuality	84.7 %	81.8 %	2.9 p.p.
CO ₂ per RPK	69.7 g	70.2 g	-0.8 %

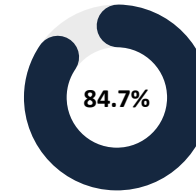
OPERATING PERFORMANCE



Avg. flying distance **1,267 km**, **unchanged** from last year



Scheduled flights that operated this month



Flights that departed on time this month

FUEL HEDGE POSITIONS

Norwegian has hedged jet fuel for the following volume and price as per month-end:

	Volume (mt)	Price (USD/mt)
Q3 2025	161,950	731
Q4 2025	105,600	727
2026	235,950	686
2027	96,500	666

In **October**, Widerøe's capacity was 2% higher than October last year and 3% lower compared to the previous month. The load factor was 73.4%, down 0.3 p.p. from the same period last year.

Compared to the same period last year:

ASK:
195m
Total capacity (ASK)
increased 2%

RPK:
143m
Total passenger traffic (RPK)
increased 1%

CO₂ ↓
31 kg per seat, **4.1% lower CO₂**

Load Factor
73.4 %
Load factor this month
decreased 0.3 p.p.

Total number of passengers was **388,864**, an increase of **4%**

TRAFFIC DEVELOPMENT

October	Oct-25	Oct-24	Change
ASK (million)	195	192	2 %
RPK (million)	143	142	1 %
Load factor	73.4 %	73.7 %	-0.3 p.p.
Passengers	388,864	373,617	4 %
October	Oct-25	Oct-24	Change
Traffic 12-month rolling			
ASK (million)	2,141	2,075	3 %
RPK (million)	1,578	1,486	6 %
Load factor	73.7 %	71.6 %	2.1 p.p.
Passengers	4,123,428	3,724,199	11 %

PASSENGER REVENUES (ESTIMATE)

October	Oct-25	Oct-24	Change
Yield – total	4.41	4.16	6.2 %
Unit revenue – total	3.24	3.06	5.8 %

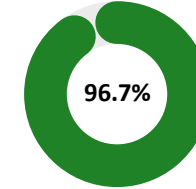
OPERATING PERFORMANCE

October	Oct-25	Oct-24	Change
Regularity	96.7 %	96.4 %	0.2 p.p.
Punctuality	88.7 %	87.6 %	1.1 p.p.
CO ₂ per seat	31 kg	33 kg	-4.1 %

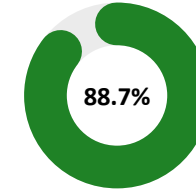
OPERATING PERFORMANCE



Avg. flying distance **274 km**, **1% increase** from last year



Scheduled flights that operated this month



Flights that departed on time this month

FUEL HEDGE POSITIONS

Widerøe has hedged jet fuel for the following volume and price as per month-end:

	Volume (mt)	Price (NOK/mt)
Q3 2025	10,850	8,354
Q4 2025	10,600	8,219
2026	38,700	7,686
2027	22,850	7,821
2028	11,650	7,316

ITEM	DESCRIPTION
ASK	Available seat kilometres. Number of available passenger seats multiplied by flight distance
CO2 per RPK	Amount of CO ₂ emissions divided by RPK
CO2 per seat	Amount of CO ₂ emissions divided by available seats
Load Factor	RPK divided by ASK. A measure of utilisation of available seats
Punctuality	Share of flights departing on schedule
Regularity	Share of scheduled flights taking place
RPK	Revenue passenger kilometres. Number of sold seats multiplied by flight distance
Yield – total revenue	Passenger ticket revenue and flight related ancillary revenue divided by RPK. A measure of average passenger revenue per kilometre. Includes compensation for PSO routes for Widerøe Flyveselskap
Unit revenue – total	Passenger ticket revenue and flight related ancillary revenue divided by ASK. A measure of average passenger revenue per available seat kilometre. Includes compensation for PSO routes for Widerøe Flyveselskap